



EHS CP

Environmental, Health & Safety Communications Panel

BENCHMARKING SURVEY SUMMARY

2014 EHSCP

- Occupational injury/illness experience
- MSD data
- Motor vehicle incident experience
- EH&S staffing
- Exercise balls
- Environmental Sustainability

YEAR	# EMPLOYEES	# CTD's	CTD INCIDENT RATE
2013	562,674	1050	0.19
2012	506,070	831	0.16
2011	548908	805	0.15
2010	576411	1176	0.20
2009	657384	1144	0.17
2008	662731	842	0.13
2008	785388	1372	0.17
2007	605177	1589	0.26
2006	582923	1483	0.25
2005	544395	2961	0.54
2004	542717	4057	0.75
2003	578577	4849	0.84


USA EMPLOYEES



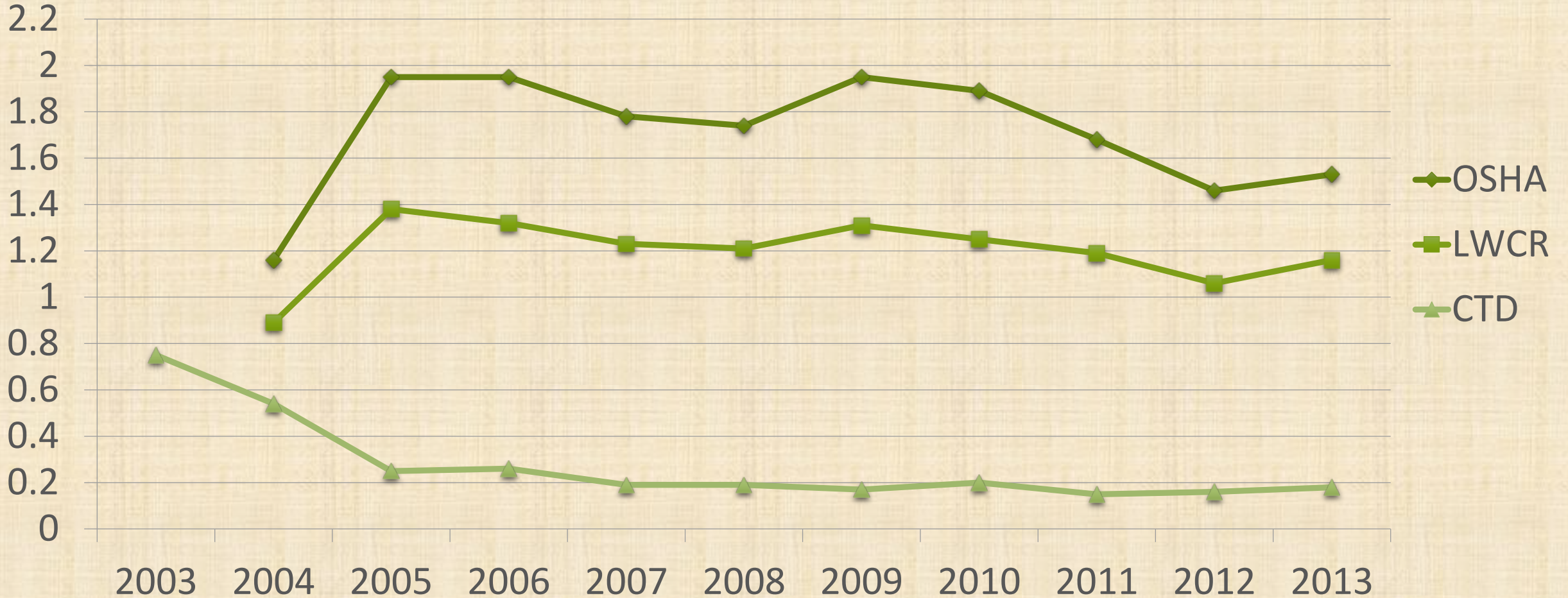
- ↑ **527,752 Total Employees**
- ↓ 4.13 per 10,000 Employees (Safety)
- ↓ 218 Safety/IH/Ergo Professionals
- ↓ 3.04 per 10,000 Employees (Environmental)
- ↑ **113 Environmental Professionals**
- ↑ **1 Safety Contractor**
- ↓ Environmental Contractors
- ↑ **6 DOT Professionals**
- ↑ **8.36 Total Staff per 10,000 Employees**

INTERNATIONAL EMPLOYEES

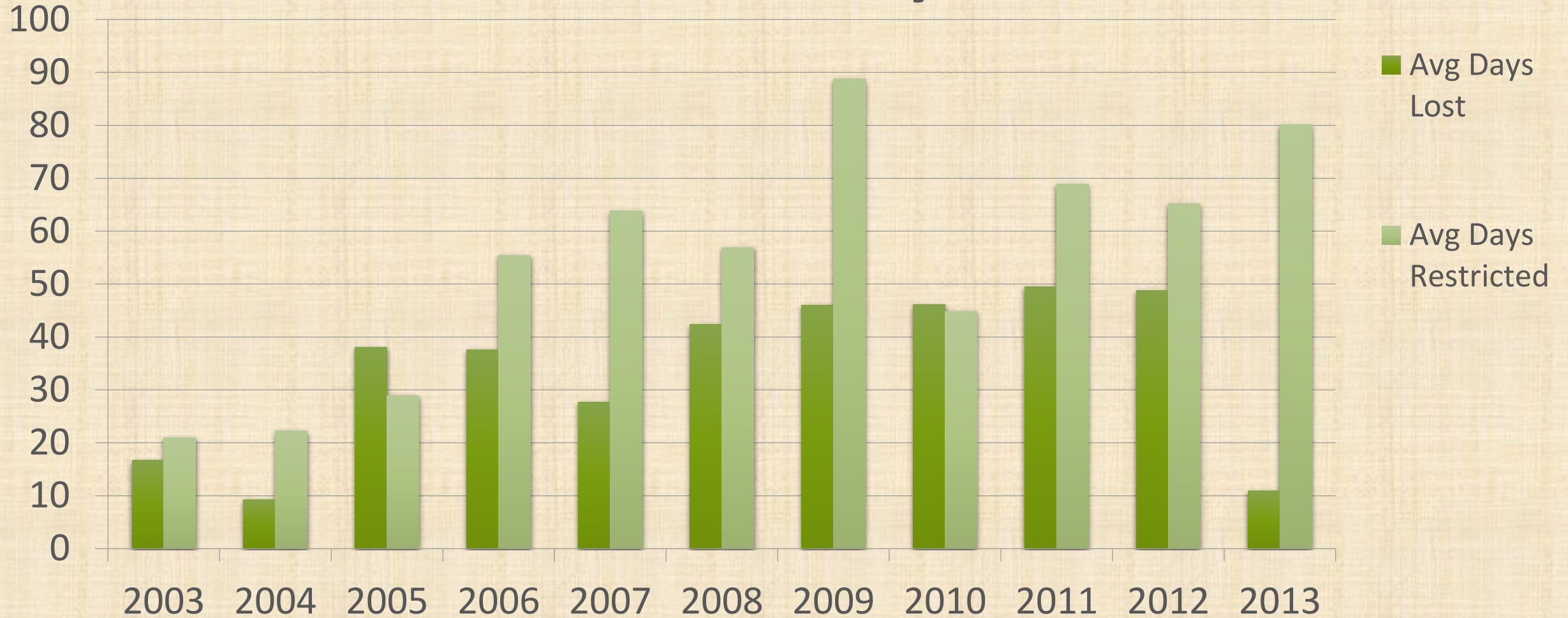
- ↑ **34,922 Total Employees**
- ↓ **8.59 per 10,000 Employees (Safety)**
 - ↑ **30 Safety/IH/Ergo Professionals**
- ↑ **3.58 per 10,000 Employees (Environmental)**
 - ↑ **13 Environmental Professionals**
- ↔ **1 Safety Contractors**
- ↑ **4 DOT Professionals**
- ↑ **16.04 Total Staff per 10,000 Employees**




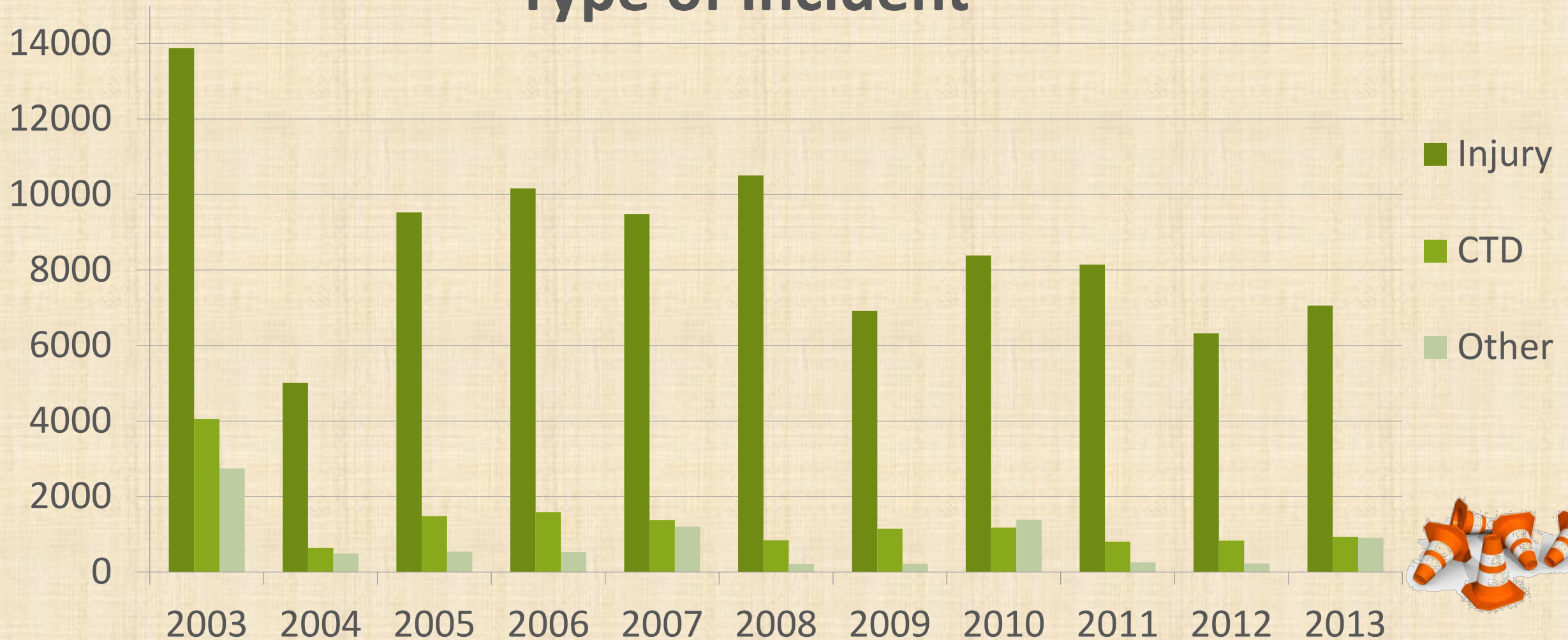
Accident Frequency



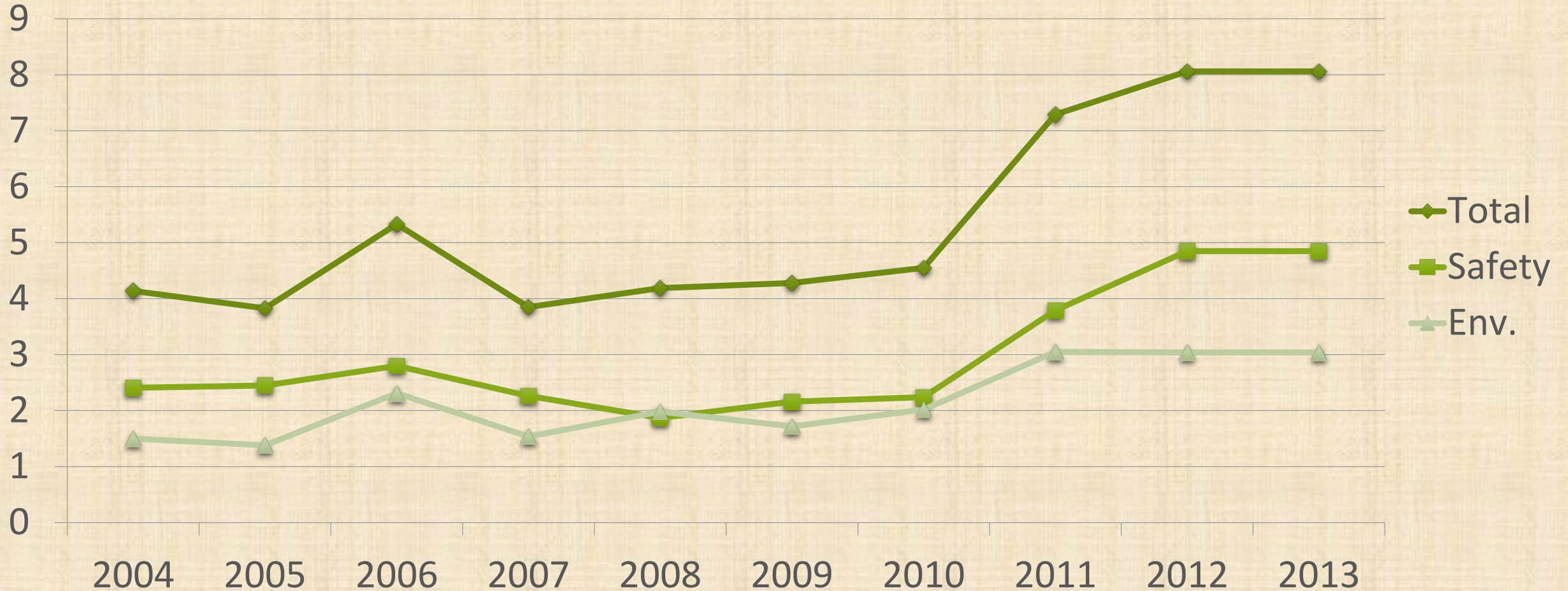
Accident Severity



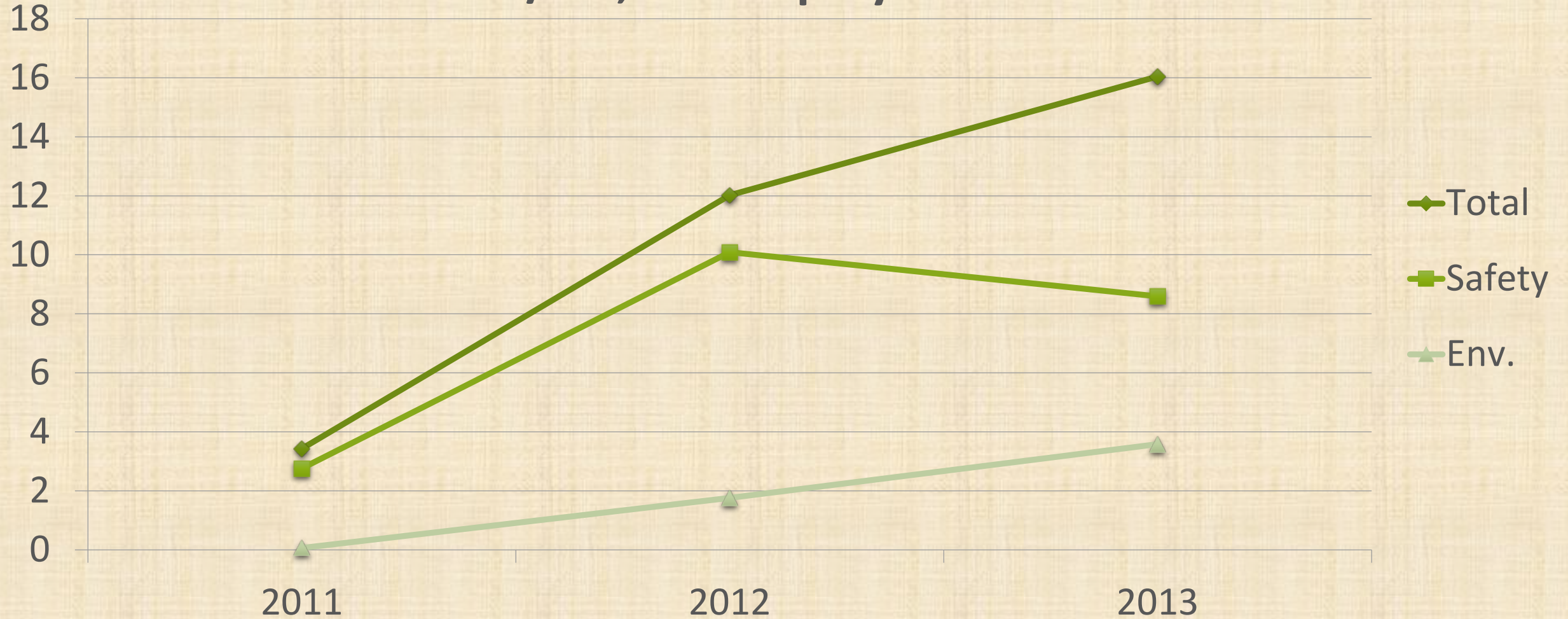
Type of Incident



EH&S Staff / 10,000 Employees - USA



EH&S Staff / 10,000 Employees - International



TOP CAUSES OF ACCIDENTS

Frequency

INJURY

- Slip/Trip/Fall (5)
- Lifting (3)
- Struck by or Against an Object (1)

Vehicle

- PV Rear-End CV (2)
- Backing (2)
- CV Rear-End PV (1)
- Proceeding Straight (1)
- Struck Against (1)

Severity

INJURY

- Lifting Exertion (5)
- Slip/Trip/Fall (2)
- CTD (1)

Vehicle

- CV Rear-End PV (3)
- PV Rear-End CV (2)

Does your company allow exercise balls to be used as task seating in the office environment?

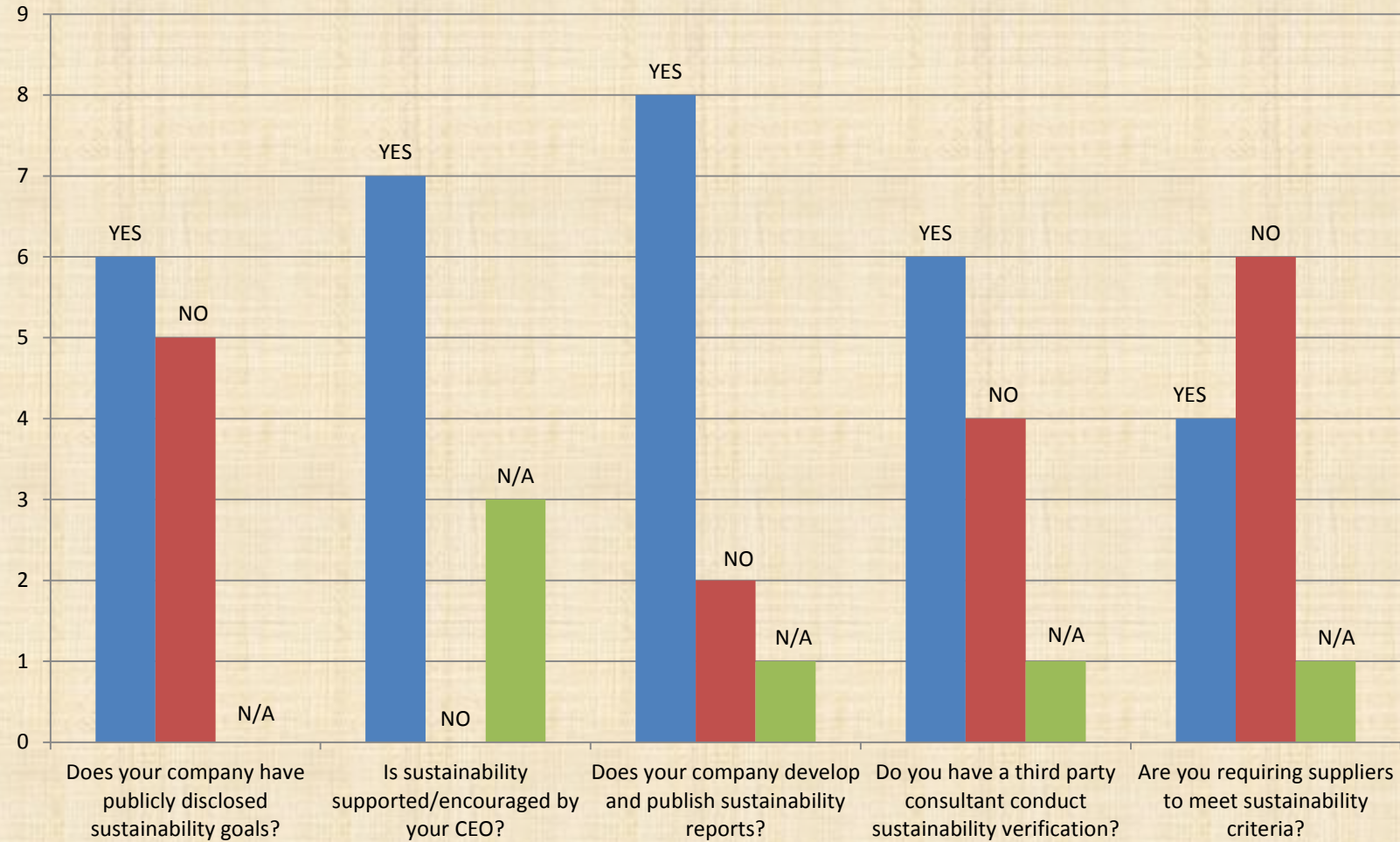
- **Not allowed at work as task seating**
 - **Safety Risk**

- **May allow use in a company gym**
 - **Company does not purchase the ball**

If an employee is provided a doctors recommendation for an exercise ball as an “ADA Accommodation” how would your company respond?

- **Requests are challenged**
 - **Should be limited to a fitness environment**
 - **Do not fall under legal definition of ADA**
 - **Request statement from physician explaining why available seating does not meet the employee’s need.**
- **Final decision may be made external to EH&S**
 - **Human Resources / Job Accomodations**

- Survey Monkey utilized to obtain data
- 42 EHSCP members surveyed
- Initial submittal 2/6/2014
 - 10 responses
- Re-submittal 3/18/2014
 - 2 additional responses received, 12 total
 - 28.6% response
- Data compiled 3/18/14



What department manages your Sustainability Program?

1. Corporate Responsibility
2. EH&S
3. Other
4. Operations

What does sustainability incorporate / include

91% Greenhouse Gas Emissions

91% Waste Reduction / Recycling

82% Social Responsibility

64% Water Conservation

What Sustainability topics would you like included in EHSCP efforts?

- Energy efficiency, supply chain (how can we work together to improve our leverage on large suppliers sustainability performance or eco-criteria for products, what would be a meaningful indicator for a responsible supply chain)
- E-waste recycling
- General reporting (what is/is not being included?)
- Water reduction technologies, alternative fuel vehicle programs, energy management services to reduce use/costs
- How sustainability is measured?
- Does supply chain really help or how is the impact quantified?
- What will be required for our industry for reporting (i.e. materiality)
- Are we performing our GHG inventory the same
- Share war stories



THANKS TO ALL WHO PARTICIPATED!

QUESTIONS?