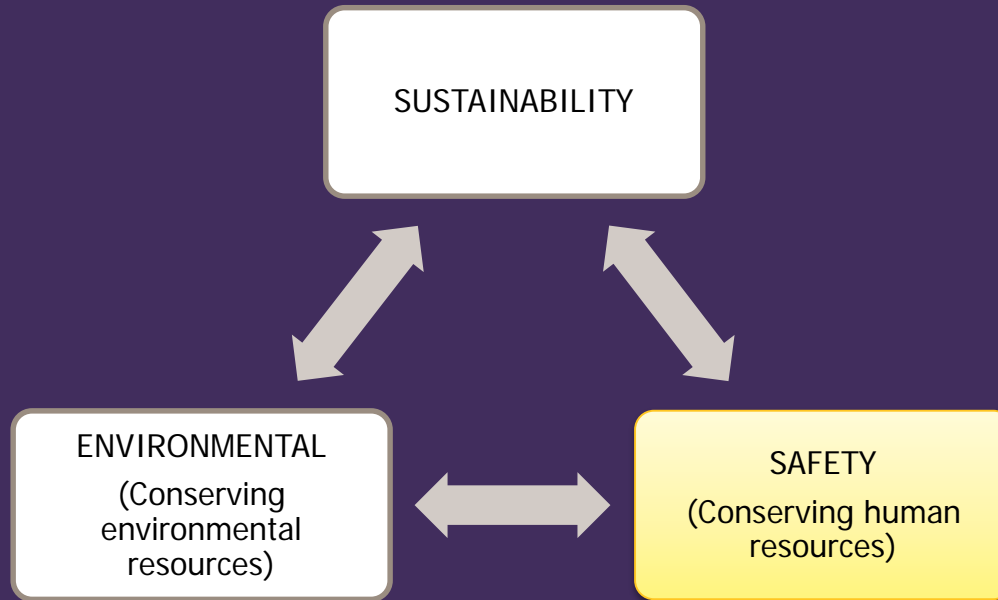




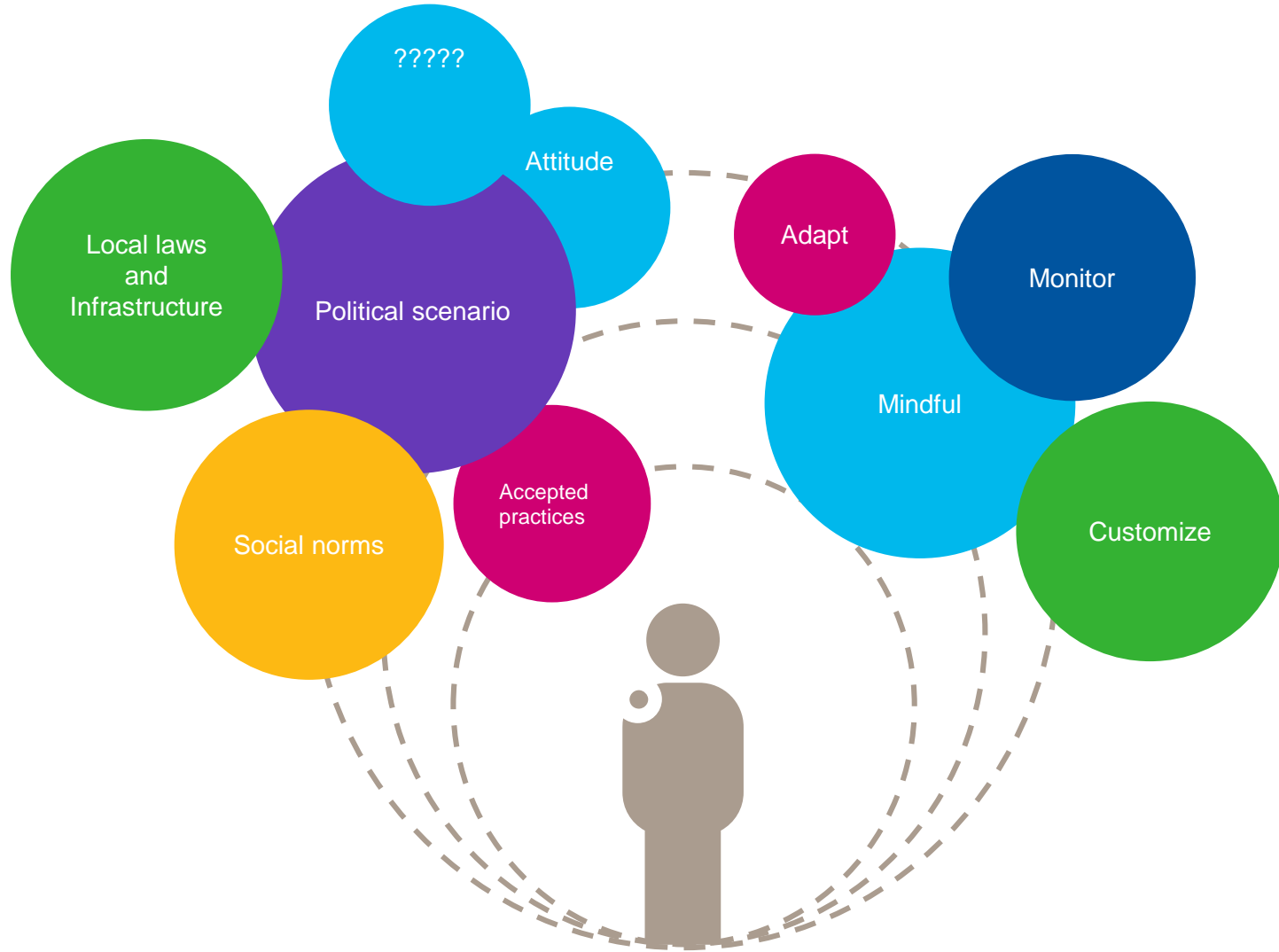
EHS - DRIVING GLOBAL PROGRAMS

Shashi Kini, Corporate EHS Office



..... Right First Time
SAFE EVERY TIME 

GLOBALLY....HOW DOES ONE DEPLOY ANY EHS PROGRAM



Zero Tolerance Safety Principles



We never use a hand held phone or text while driving.



We never exceed speed limits or travel at speeds which are dangerous for the type of road, vehicle, or conditions.



We never work under the influence of alcohol or drugs.



We never work on energized equipment or in the vicinity of high voltage power transmission lines unless qualified.



We always wear seat belts when travelling in, or operating vehicles.



We always use the appropriate Personal Protective Equipment and Fall Arrest systems when working at heights.



We always have a lift plan when performing a critical lift.

GLOBAL SAFETY IN SUSTAINABILITY

- LEADERSHIP COMMITMENT
 - Executive Committee involved with Serious Incidents
- ZERO TOLERANCE APPROACH
 - Zero tolerance for safety breaches
- TRANSPARENCY
 - Communicate Serious Incidents and Lessons Learned
- LEADING VS LAGGING INDICATORS
 - Measure leading indicators such as audit findings
- SUPPLIER COMMUNITY
 - Set expectations and mentor suppliers to meet safety standards.

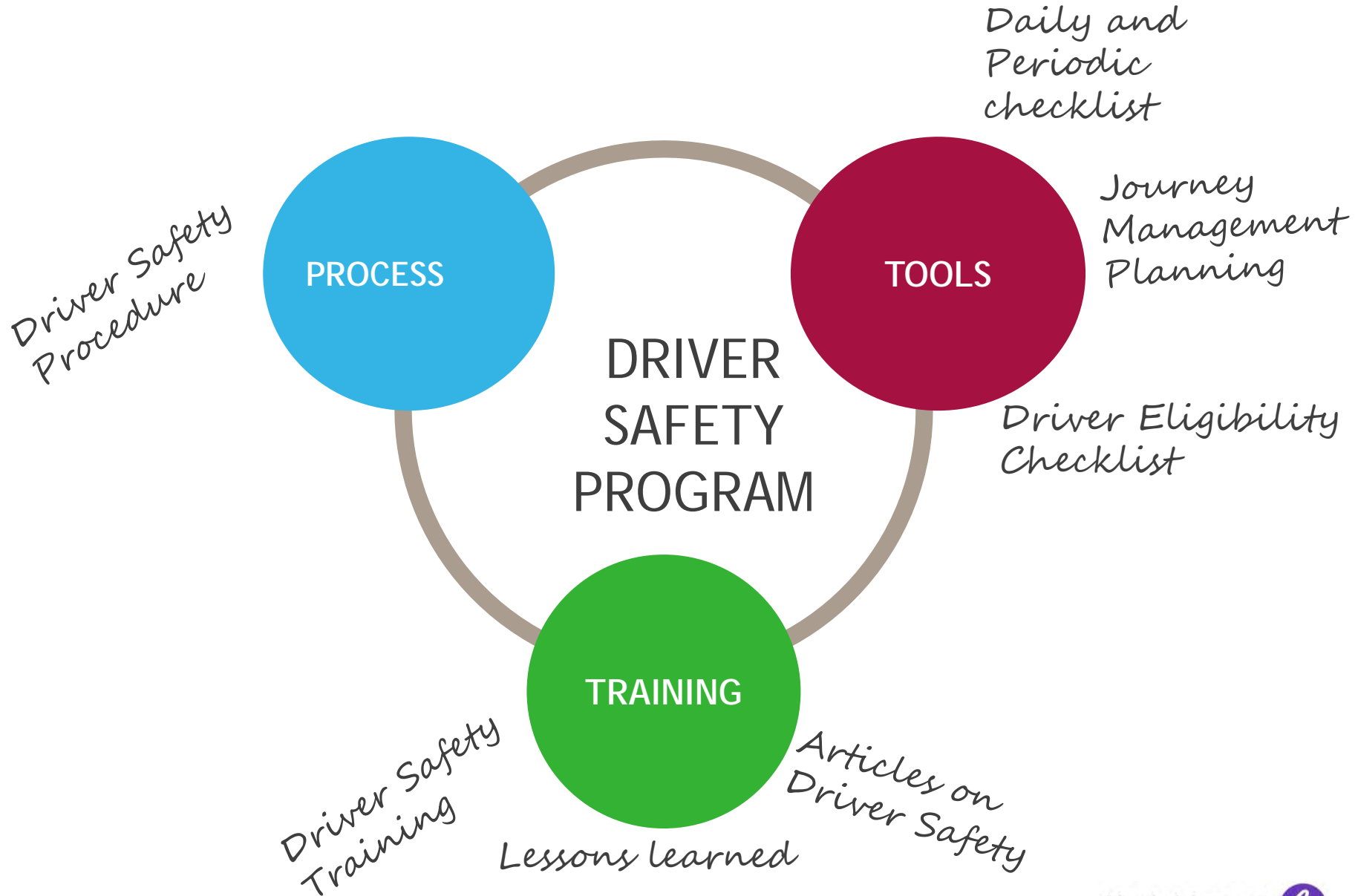
TRANSPARENCY → AWARENESS → SAFE BEHAVIOR → SUSTAINABILITY

OCCUPATIONAL ROAD RISK

- CUSTOMER DRIVEN INITIATIVE.
- Alcatel-Lucent participated in an occupational road risk workshop collaborating with competitors towards the development of a common industry standard for the management of the risk associated with driving.
- We share openly in the interest of ourselves, our customers, our industry and society.



DRIVER SAFETY ELEMENTS



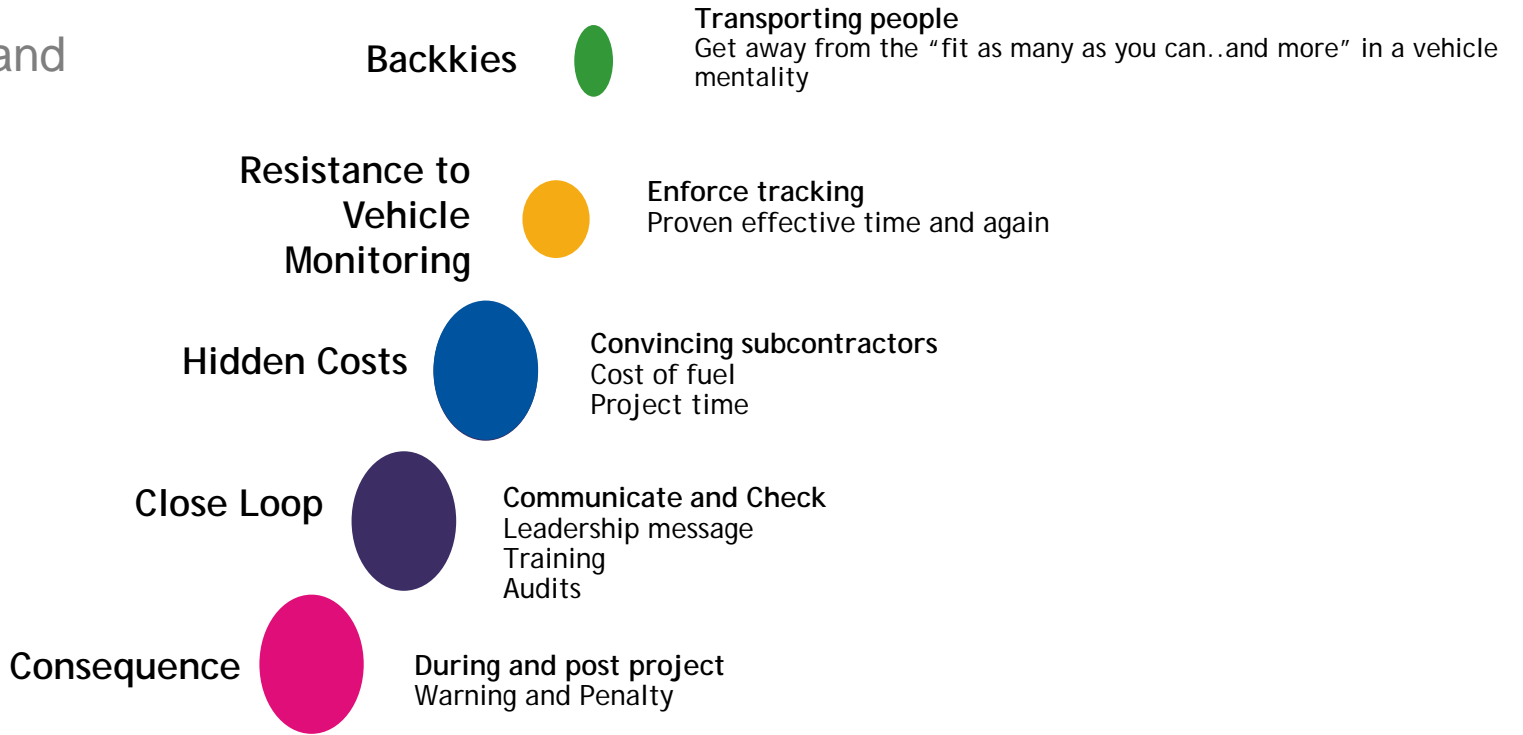
SPECTRUM





CHALLENGES AND SUCCESS STORIES...DRIVER SAFETY

Individual and Overall....



ELECTRICAL SAFETY - EXAMPLE OF CUSTOMIZATION

CURRENT SITUATION

Caretakers physically visit the site on a regular basis. Although electrical components are out of their scope, upon request, they do handle minor turning equipment switches on or off if needed when the technician or engineer is not able to physically be there on the site.

ACTIONS TO BE TAKEN

1. One page handout on DOs and DON'Ts.
2. Translate in local language.
3. Deliver to all the caretakers and field force who actually work on the site.

SUBCONTRACTOR AUDITS

SUBCONTRACTOR AUDITS

SCOPE

OVERALL

- Conduct onsite audits of **EHS qualified** high risk subcontractors **currently working** on our project.
- SCOPE: Service/installation operations associated with tower climbing and electrical safety.

GEOGRAPHICAL SCOPE AND LOGISTICS

- Priority 1 countries as defined by PDC and FF.
- One person day/subcontractor visiting active locations.
- Internal and external auditors.

AUDIT REPORT AND TIMELINE

- Use Global Subcontractor Site Audit Checklist 1.0.
- Enter Findings for each audit in the Audit Tool.
- Follow up on action items and track the findings to a closure.

SUBCONTRACTOR AUDITS STRATEGY

OVERALL

- Sample 10% of the identified High Risk Subcontractors (P1).
- Evaluate in-house resource and capabilities to conduct audits.
 - Internal resource can be Corporate EHS Office, EHS Real Estate or Field Force personnel
- Use external resource for third party view (representative sample in each Region) and where needed.
- Enhance current project specific field reviews to audit and leverage onsite visits as already required by customer.

CONSISTENCY

- Global Subcontractor Site Audit Checklist 1.0 to be used for consistency.
- Findings and Corrective Actions to be tracked.
- Close all open items generated.

METRICS

- Track number of subcontractors who need guidance to develop their EHS Programs.
- Track number of completed action items vs. generated ones.

SUBCONTRACTOR AUDITS

LOGISTICS

SCHEDULING

- Evaluate in-house resource and capabilities to conduct audits.
 - Internal resource can be Corporate EHS Office, EHS Real Estate or Field Force personnel
- The identified EHS point of contact shall connect with Global EHS Office prior to the audit to discuss scheduling.
- If EHS audits are being conducted as part of the customer's requirement, inform Global EHS Office and add the Global Subcontractor Onsite Audit Checklist on the same schedule.

VISIT

- Audit against the Global Subcontractor Site Audit Checklist 1.0.
- Consolidate Findings in the bottom half of the checklist.
- Enter the Findings in Audit Tool.

TRACKING

- Track Findings to a closure.

2015 New¹ Subcontractor Internal Audits Summary - Sep 23, 2015

| REGION | COUNTRY | HIGH RISK SUB-CONTRACTORS | # OF AUDITS PLANNED | AUDITS COMPLETED | % AUDITS COMPLETED | # OF ACTION ITEMS | ACTION ITEMS COMPLETED | % ACTION ITEMS COMPLETED | Audit Dates / Current Status |
|------------|---------------------------|---------------------------|---------------------|------------------|--------------------|-------------------|------------------------|--------------------------|------------------------------|
| CALA | ARGENTINA | 8 | 1 | 1 | 100% | 0 | 0 | | August Current |
| | MEXICO | 8 | 2 | 1 | 50% | | | | GASO Suspended |
| | PUERTO RICO | 8 | 1 | | 0% | | | | On-hold CCO trvl |
| | PERU | 8 | 2 | 2 | 100% | 5 | 5 | 100% | Current |
| | ECUADOR | 8 | 2 | | 0% | | | | On-hold CCO trvl |
| | PARAGUAY | 8 | 1 | | 0% | | | | No wk-Sub Chile? |
| | MARTINIQUE/ GUADELOUPE | 7 | 1 | | 0% | | | | No wk-Sub Chile? |
| | Subtotal | 85 | 11 | 2 | 20% | 5 | 5 | 100% | |
| META | QATAR | 8 | 2 | 1 | 50% | 0 | | 100% | Sept /Oct |
| | SOUTH AFRICA | 16 | 4 | 2 | 50% | 0 | | 100% | Sept /Oct |
| | SAUDI ARABIA | 12 | 2 | | 0% | | | | Sept /Oct |
| | Subtotal | 36 | 8 | 4 | 40% | 5 | 5 | 100% | |
| EUROPE | FRANCE | 16 | 3 | | 0% | | | | Sept /Oct |
| | BELGIUM | 1 | 1 | | 0% | | | | Sept /Oct |
| | SPAIN | 75 | 20 | 10 | 50% | 6 | 6 | 100% | Current |
| | PORTUGAL | 9 | 2 | 1 | 50% | 0 | | 100% | Current |
| | Subtotal | 101 | 26 | 11 | 42% | 6 | 6 | 100% | |
| APAC-CHINA | CHINA* | 5 | 1 | 1 | 100% | 3 | 3 | 100% | Sept /Oct |
| | MALAYSIA | 3 | 1 | | 0% | | | | Sept /Oct |
| | TAIWAN* | 5 | 1 | | 0% | | | | Sept /Oct |
| | INDIA* | 15 | 2 | | 0% | | | | Sept /Oct |
| | AUSTRALIA | 7 | 1 | 1 | 100% | 0 | | 100% | Sept /Oct |
| | Subtotal | 35 | 6 | 2 | 33% | 3 | 0 | 100% | |
| NAR | UNITED STATES* | 214 | 20 | 14 | 70% | 17 | 12 | 71% | Ongoing fin. Oct. |
| | Subtotal | 214 | 20 | 14 | 70% | 17 | 12 | 71% | |
| KPI Status | 5% | 441 | 70 | 34 | 49% | 31 | 23 | 74% | |

¹ Targeting new subcontractors, those not audited in 2014

* Additional External Consultant Subcontractor Audits scheduled separately and not included in this tables totals.

www.alcatel-lucent.com